

1



2,3



4



5



6



7



8



9



10



11



12



13



14



15





16, 17, 18



19, 20



21



22, 24



23, 28



25



26, 27



28




29



30



31



32





33



34



35





36



37





38



39



40



41



42





43



44



45



46





47



48



49



50



51



52



53



54



55



55





55




57



58



59



60



61





62



63



64



65



66





67




68



70



71



72





73



74



75



75 e 76



77





78



79



80



81



82





83



83 e 84



85



86



87



88





89



90



91



92



93







BENCH DRILLING & TAPPING MACHINE  
MODEL ZS4125  
MAX DRILLING CAPACITY 25 mm  
MAX CHAMFER DEPTH 24 mm  
MAX CHAMFER DEPTH STEEL 20 mm  
SERIAL No. 1103247  
SPINDLE SPEEDS r/min  
6000 6000  
2100 2100  
1200 1200  
750 750  
450 450  
280 280